Nexans U-1000 R2V DISTINGO

Rigid and semi-rigid cables for industrial installations. Familly product which integrates the new DISTINGO U-1000 R2V cables for sections from 1.5 to 16mm², from 1 to 5 conductors. Almost all U-1000 R2V cables are manufactured in France - provided a few exceptions.

STANDARDS

Product IEC 60502-1; NF C32-321

AVANTAGES

These U-1000 R2V cables with XLPE insulation and PVC outer sheath can be used in all low voltage power installations. Multiconductors cables are adapted to remote control and telecontrol installations.

It could be installed outside without protection (UV resistance, AN3 according to NF C15-100)

The **Nexans U-1000 R2V** cable family consists of :

- The **Nexans U-1000 R2V DISTINGO NX'TAG** range, manufactured in France, for 1.5 and 2.5mm2 cross-sections, from 3 to 5 conductors, with the same characteristics. A marking zone identifies each cable and its destination during installation.
- The **Nexans U-1000 R2V DISTINGO** range, also manufactured in France, for cross-sections between 6 and 16mm2, from 1 to 5 conductors. The Nexans U-1000 R2V range in MOBIWAY MOB packaging.
- And the **Nexans U-1000 R2V** range, for cross-sections from 25mm2 upwards.

The **Nexans U-1000 R2V DISTINGO** cable makes life easier on site: clever markings make it possible to identify the cross-section, the number of conductors and the remaining length on the reel at a glance.

Advantages of the **Nexans U-1000 R2V DISTINGO** range :

- Metric marking to identify the remaining cable length
- Direct identification of the cross-section on the cable and on the packaging
- UV resistance
- Nexans quality
- Available in Mobiway MOB

CONTACT

Building Products Information
contact.fr@nexans.com

Lead free
Yes

Rated Voltage Uo/U (Um)
0.6/ 1 (1.2) kV

Operating temp.
-25 ... 60 °C

Chemical resistance
Accidental

Water proof
Intermittent

U.V resistance
AN3

All drawings, designs, specifications, plans and particulars of weights, size and dimensions contained in the technical or commercial documentation of Nexans is indicative only and shall not be binding on Nexans or be treated as constituting a representation on the part of Nexans.

INSTALLATION

These cables can be fixed on cable trays, within conduits or fixed to walls, installed outside. They also can be buried directly with extra mechanical protection.

Permissible current and voltage drop are given

a)in free air, sheltered from sun, on cable tray or bracket, on cable ladder, and spaced from the wall, temperature = 30°C.
b) buried with thermal resistivity of the ground 1Km/W, laying depth : 600 mm, temperature = 20°C.

If conditions are differents, apply correction factors from NF C 15-100 standard or equivalent national standard

Voltage drop

Calculated with cosj = 0,8

MARKING

S.Y. + NF - USE Factory n° U-1000 R2V n (x or G) s mm²

- n = number of cores
- s = section in mm²
- G = with Green-Yellow
- x = without Green-Yellow

For DISTINGO™, metric marking METRIUM™

·For packed drums, the length can be directly read ·For coil and other drums (from cut to length), remaining length is easily calculated. For coil, make the difference between external and internal extremity; for drums make the difference between indication on sticks and external extremity.

All drawings, designs, specifications, plans and particulars of weights, size and dimensions contained in the technical or commercial documentation of Nexans is indicative only and shall not be binding on Nexans or be treated as constituting a representation on the part of Nexans.

CHARACTERISTICS

Construction characteristics	
Conductor material	Bare copper
Insulation	XLPE
Outer sheath	PVC
Conductor shape	Circular
Lead free	Yes
Electrical characteristics	
Rated Voltage Uo/U (Um)	0.6/ 1 (1.2) kV
Usage characteristics	
Operating temperature, range	-25 ... 60 °C
Chemical resistance	Accidental
Water proof	Intermittent
U.V resistance	AN3

U-1000 R2V DISTINGO NX'TAG

Nb. of cores	Green/ Yellow core	Cross section [mm²]	Length [m]	Max. outer diam. [mm]	Perm. current rating open air [A]	Approx. weight [kg/km]	Current rating, buried [A]	Static bending rad. [mm]	Nexans Ref.
3	Yes	1.5	50	11.0	26	105	37	66	10285249
3	Yes	1.5	100	11.0	26	105	37	66	10285294
3	Yes	1.5	150	11.0	26	105	37	66	10285468
3	Yes	1.5	500	11.0	26	105	37	66	10285469
3	Yes	1.5	1000	11.0	26	105	37	66	10285470
3	Yes	2.5	50	12.5	36	140	48	75	10285296
3	Yes	2.5	100	12.5	36	140	48	75	10285297
3	Yes	2.5	125	12.5	36	140	48	75	10285473
3	Yes	2.5	500	12.5	36	140	48	75	10285471
3	Yes	2.5	1000	12.5	36	140	48	75	10285472
4	Yes	1.5	25	-	-	-	-	-	10272090
4	Yes	1.5	50	12.0	23	125	31	72	10285504
4	Yes	1.5	100	12.0	23	125	31	72	10285505
4	Yes	1.5	500	12.0	23	125	31	72	10285507
4	Yes	2.5	50	13.0	31	168	41	78	10285508
4	Yes	2.5	100	13.0	31	168	41	78	10285509
4	Yes	2.5	500	13.0	31	168	41	78	10285510
5	Yes	1.5	50	13.0	23	146	31	78	10285497
5	Yes	1.5	100	13.0	23	146	31	78	10285499
5	Yes	1.5	500	13.0	23	146	31	78	10285501
5	Yes	2.5	50	14.5	31	200	41	87	10285502
5	Yes	2.5	100	14.5	31	200	41	87	10285503
5	Yes	2.5	500	14.5	31	200	41	87	10285515

All drawings, designs, specifications, plans and particulars of weights, size and dimensions contained in the technical or commercial documentation of Nexans is indicative only and shall not be binding on Nexans or be treated as constituting a representation on the part of Nexans.

U-1000 R2V DISTINGO

Nb. of cores	Green/ Yellow core	Cross section [mm²]	Length [m]	Max. outer diam. [mm]	Approx. weight [kg/km]	Perm. current rating open air [A]	Current rating, buried [A]	Static bending rad. [mm]	Nexans Ref.
2	No	1.5	50	10.5	90	26	37	63	10043883
2	No	1.5	500	10.5	90	26	37	63	10059896
2	No	6	1	14.0	243	63	80	84	10043724
2	No	6	500	14.0	243	63	80	84	10059916
2	No	6	2000	14.0	243	63	80	84	10043723
2	No	10	1	16.0	350	86	104	96	10043725
2	No	10	500	16.0	350	86	104	96	10043804
2	No	10	1500	16.0	350	86	104	96	10043747
2	No	16	1	18.5	500	115	136	111	10043726
2	No	16	500	18.5	500	115	136	111	10059917
2	No	16	2500	18.5	500	115	136	111	10189583
3	Yes	1.5	25	-	-	25	-	-	10266053
3	Yes	2.5	-	-	-	25	-	-	10266130
3	Yes	4	-	-	-	25	-	-	10266122
3	Yes	4	50	13.0	190	49	63	81	10043906
3	Yes	4	100	13.5	190	49	63	81	10043752
3	Yes	4	500	13.5	190	49	63	81	10059903
3	Yes	4	5000	13.0	190	49	63	81	10189579
3	Yes	6	-	-	-	63	-	-	10266096
3	Yes	6	-	-	-	63	-	-	10266124
3	Yes	6	1	15.0	295	63	80	90	10043727
3	Yes	6	50	15.0	295	63	80	90	10087600
3	Yes	6	100	15.0	295	63	80	90	10087602
3	Yes	6	500	15.0	295	63	80	90	10059918
3	Yes	6	4000	15.0	295	63	80	90	10189575
3	Yes	10	1	17.0	435	86	104	102	10043728
3	Yes	10	500	17.0	435	86	104	102	10059919
3	Yes	10	2000	17.0	435	86	104	102	10189576
3	Yes	16	1	19.5	631	115	136	117	10043729
3	Yes	16	500	19.5	631	115	136	117	10059920
3	Yes	16	2500	23.0	631	115	136	117	10264054
4	No	6	1	16.0	361	54	66	96	10043739
4	No	6	500	16.0	361	54	66	96	10043807
4	No	10	1	18.5	544	75	87	111	10043740
4	No	10	500	18.5	544	75	87	111	10059926
4	No	10	3000	18.5	544	75	87	111	10189595
4	No	16	1	21.0	789	100	113	126	10043741
4	No	16	500	21.0	789	100	113	126	10043686
4	No	16	2000	21.0	789	100	113	126	10189594

All drawings, designs, specifications, plans and particulars of weights, size and dimensions contained in the technical or commercial documentation of Nexans is indicative only and shall not be binding on Nexans or be treated as constituting a representation on the part of Nexans.

Nb. of cores	Green/ Yellow core	Cross section [mm²]	Length [m]	Max. outer diam. [mm]	Approx. weight [kg/km]	Perm. current rating open air [A]	Current rating, buried [A]	Static bending rad. [mm]	Nexans Ref.
4	Yes	4	500	14.5	234	42	53	87	10059908
4	Yes	4	2000	14.5	234	42	53	87	10043661
4	Yes	6	1	16.0	361	54	66	96	10043730
4	Yes	6	500	16.0	361	54	66	96	10043802
4	Yes	6	3000	16.0	361	54	66	96	10189578
4	Yes	10	1	18.5	544	75	87	111	10043731
4	Yes	10	500	18.5	544	75	87	111	10059922
4	Yes	10	2000	18.5	544	75	87	111	10189596
4	Yes	16	1	21.0	789	100	113	126	10043732
4	Yes	16	500	21.0	789	100	113	126	10043680
5	Yes	1.5	-	-	-	25	-	-	10266125
5	Yes	2.5	-	-	-	25	-	-	10266126
5	Yes	4	-	-	-	25	-	-	10266127
5	Yes	4	50	16.0	280	42	53	96	10043909
5	Yes	4	100	16.0	280	42	53	96	10043908
5	Yes	4	500	16.0	280	42	53	96	10059913
5	Yes	4	2500	16.0	280	42	53	96	10189577
5	Yes	6	-	-	-	63	-	-	10266101
5	Yes	6	-	-	-	63	-	-	10266129
5	Yes	6	1	17.5	445	54	66	105	10043733
5	Yes	6	50	17.5	445	54	66	105	10087666
5	Yes	6	500	17.5	445	54	66	105	10059925
5	Yes	6	1000	17.5	445	54	66	105	10070644
5	Yes	6	3000	17.5	445	54	66	105	10264055
5	Yes	10	1	20.0	670	75	87	120	10043734
5	Yes	10	500	20.0	620	75	87	120	10043681
5	Yes	10	1500	20.0	670	75	87	120	10189580
5	Yes	16	1	23.0	969	100	113	138	10043735
5	Yes	16	500	23.0	969	100	113	138	10043684
5	Yes	16	1500	23.0	969	100	113	138	10070589

U-1000 R2V IN MOBIWAY DRUM

Nb. of cores	Green/ Yellow core	Cross section [mm²]	Length [m]	Max. outer diam. [mm]	Approx. weight [kg/km]	Perm. current rating open air [A]	Current rating, buried [A]	Static bending rad. [mm]	Nexans Ref.
3	Yes	1.5	300	11.0	105	26	37	66	10285295
3	Yes	1.5	300	11.0	105	26	37	66	10286993
3	Yes	2.5	250	12.5	140	36	48	75	10285298
3	Yes	2.5	250	12.5	140	36	48	75	10287014
3	Yes	6	100	15.0	295	63	80	90	10277313

All drawings, designs, specifications, plans and particulars of weights, size and dimensions contained in the technical or commercial documentation of Nexans is indicative only and shall not be binding on Nexans or be treated as constituting a representation on the part of Nexans.

Nb. of cores	Green/ Yellow core	Cross section [mm²]	Length [m]	Max. outer diam. [mm]	Approx. weight [kg/km]	Perm. current rating open air [A]	Current rating, buried [A]	Static bending rad. [mm]	Nexans Ref.
4	Yes	1.5	250	12.0	125	23	31	72	10285506
5	Yes	1.5	200	13.0	146	23	31	78	10285500
5	Yes	2.5	150	14.5	200	31	41	87	10285514

U-1000 R2V - 25MM²

Nb. of cores	Green/ Yellow core	Max. outer diam. [mm]	Length [m]	Approx. weight [kg/km]	Perm. current rating open air [A]	Current rating, buried [A]	Static bending rad. [mm]	Nexans Ref.
1	No	-	-	-	-	-	-	10267703
1	No	-	500	-	-	-	-	10198054
1	No	12.5	-	277	138	144	75	10012908
2	No	-	-	-	-	-	-	
2	No	-	-	-	-	-	-	10097161
2	No	-	-	-	-	-	-	10216333
2	No	-	-	-	100	-	-	10262702
2	No	22.0	-	796	149	173	132	10012956
2	No	22.0	500	803	-	-	132	10198057
3	No	23.5	-	998	127	144	141	10013000
3	Yes	23.5	-	998	149	173	141	10013003
4	No	25.5	-	1237	127	144	153	10013004
4	No	25.5	-	1262	-	-	153	10198059
4	Yes	25.5	-	1237	127	144	153	10013008
5	Yes	28.0	-	1352	127	144	168	10001442
5	Yes	28.0	500	1538	-	-	168	10198061

U-1000 R2V - 35MM²

Nb. of cores	Green/ Yellow core	Max. outer diam. [mm]	Length [m]	Approx. weight [kg/km]	Perm. current rating open air [A]	Current rating, buried [A]	Static bending rad. [mm]	Nexans Ref.
1	No	13.5	-	372	169	174	81	10012978
2	No	24.5	-	1044	185	208	147	10012985
3	No	26.0	-	1322	158	174	156	10013009
4	No	28.5	-	1646	158	174	171	10013031
4	Yes	28.5	-	1646	158	174	171	10013032
5	Yes	34.0	-	1798	158	174	204	10013033

All drawings, designs, specifications, plans and particulars of weights, size and dimensions contained in the technical or commercial documentation of Nexans is indicative only and shall not be binding on Nexans or be treated as constituting a representation on the part of Nexans.

U-1000 R2V - 50MM²

Nb. of cores	Green/ Yellow core	Max. outer diam. [mm]	Length [m]	Approx. weight [kg/km]	Perm. current rating open air [A]	Current rating, buried [A]	Static bending rad. [mm]	Nexans Ref.
1	No	15.0	-	493	207	206	90	10013072
2	No	28.5	-	1361	197	220	171	10013038
3	No	29.0	-	1763	192	206	174	10013039
4	No	31.1	-	2176	192	206	186.6	10013120
4	No	32.5	-	2175	192	206	195	10013121
4	Yes	32.5	-	2175	192	206	195	10013122
5	Yes	36.0	-	2702	192	206	216	10013123

U-1000 R2V - 70MM²

Nb. of cores	Green/ Yellow core	Max. outer diam. [mm]	Length [m]	Approx. weight [kg/km]	Perm. current rating open air [A]	Current rating, buried [A]	Static bending rad. [mm]	Nexans Ref.
1	No	17.0	-	685	268	254	102	10013073
3	No	34.0	-	2427	246	254	204	10013190
4	No	36.2	-	2835	246	254	215.4	10013204
4	No	36.2	-	2974	246	254	217.2	10013208
4	No	37.5	-	3060	246	254	225	10013343
4	Yes	37.5	-	3072	246	254	225	10013338
5	Yes	43.0	-	3815	246	254	258	10013354

U-1000 R2V - 95MM²

Nb. of cores	Green/ Yellow core	Max. outer diam. [mm]	Length [m]	Approx. weight [kg/km]	Perm. current rating open air [A]	Current rating, buried [A]	Static bending rad. [mm]	Nexans Ref.
1	No	19.0	-	933	328	301	114	10012979
3	No	38.5	-	3341	298	301	231	10013010
4	No	40.6	-	3904	298	301	243.6	10013030
4	No	42.5	-	4270	298	301	255	10013034
4	Yes	42.5	-	4270	298	301	255	10013035
5	Yes	47.0	-	5293	298	301	282	10013943

U-1000 R2V - 120MM²

Nb. of cores	Green/ Yellow core	Max. outer diam. [mm]	Length [m]	Approx. weight [kg/km]	Perm. current rating open air [A]	Current rating, buried [A]	Static bending rad. [mm]	Nexans Ref.
1	No	21.0	-	1178	382	343	126	10013093
3	No	42.5	-	4199	346	343	255	10013361
4	No	45.4	-	4961	346	343	272.4	10013352

All drawings, designs, specifications, plans and particulars of weights, size and dimensions contained in the technical or commercial documentation of Nexans is indicative only and shall not be binding on Nexans or be treated as constituting a representation on the part of Nexans.

U-1000 R2V - 150MM²

Nb. of cores	Green/ Yellow core	Max. outer diam. [mm]	Length [m]	Approx. weight [kg/km]	Perm. current rating open air [A]	Current rating, buried [A]	Static bending rad. [mm]	Nexans Ref.
1	No	23.0	-	1428	441	387	138	10013092
3	No	47.5	-	5157	395	387	285	10013294
4	No	49.5	-	5907	395	387	297	10013353
4	No	52.5	-	6591	395	387	315	10013295

U-1000 R2V - 185MM²

Nb. of cores	Green/ Yellow core	Max. outer diam. [mm]	Length [m]	Approx. weight [kg/km]	Perm. current rating open air [A]	Current rating, buried [A]	Static bending rad. [mm]	Nexans Ref.
1	No	25.5	-	1786	506	434	153	10013059
4	No	54.4	-	7143	450	434	326.4	10013358
4	No	59.0	-	8175	450	434	354	10013441

U-1000 R2V - 240MM²

Nb. of cores	Green/ Yellow core	Max. outer diam. [mm]	Length [m]	Approx. weight [kg/km]	Perm. current rating open air [A]	Current rating, buried [A]	Static bending rad. [mm]	Nexans Ref.
1	No	28.5	-	2289	599	501	171	10013071
3	No	59.5	-	8323	538	501	357	10012938
4	No	61.5	-	9296	538	501	369	10012937

U-1000 R2V - 300MM²

Nb. of cores	Green/ Yellow core	Max. outer diam. [mm]	Length [m]	Approx. weight [kg/km]	Perm. current rating open air [A]	Current rating, buried [A]	Static bending rad. [mm]	Nexans Ref.
1	No	31.0	-	2899	693	565	186	10013411

U-1000 R2V - 400MM²

Nb. of cores	Green/ Yellow core	Max. outer diam. [mm]	Length [m]	Approx. weight [kg/km]	Perm. current rating open air [A]	Current rating, buried [A]	Static bending rad. [mm]	Nexans Ref.
1	No	34.5	-	3715	825	662	207	10013413

U-1000 R2V - 500MM²

Nb. of cores	Green/ Yellow core	Max. outer diam. [mm]	Length [m]	Approx. weight [kg/km]	Perm. current rating open air [A]	Current rating, buried [A]	Static bending rad. [mm]	Nexans Ref.
1	No	38.5	-	4942	946	750	231	10014670

All drawings, designs, specifications, plans and particulars of weights, size and dimensions contained in the technical or commercial documentation of Nexans is indicative only and shall not be binding on Nexans or be treated as constituting a representation on the part of Nexans.

U-1000 R2V - 630MM²

Nb. of cores	Green/ Yellow core	Max. outer diam. [mm]	Length [m]	Approx. weight [kg/km]	Perm. current rating open air [A]	Current rating, buried [A]	Static bending rad. [mm]	Nexans Ref.
1	No	43.0	-	6234	1088	850	258	10014671

LES + DE LA GAMME NEXANS U-1000 R2V DISTINGO NX'TAG



All drawings, designs, specifications, plans and particulars of weights, size and dimensions contained in the technical or commercial documentation of Nexans is indicative only and shall not be binding on Nexans or be treated as constituting a representation on the part of Nexans.

FOR EACH CROSS-SECTION, A COLOUR

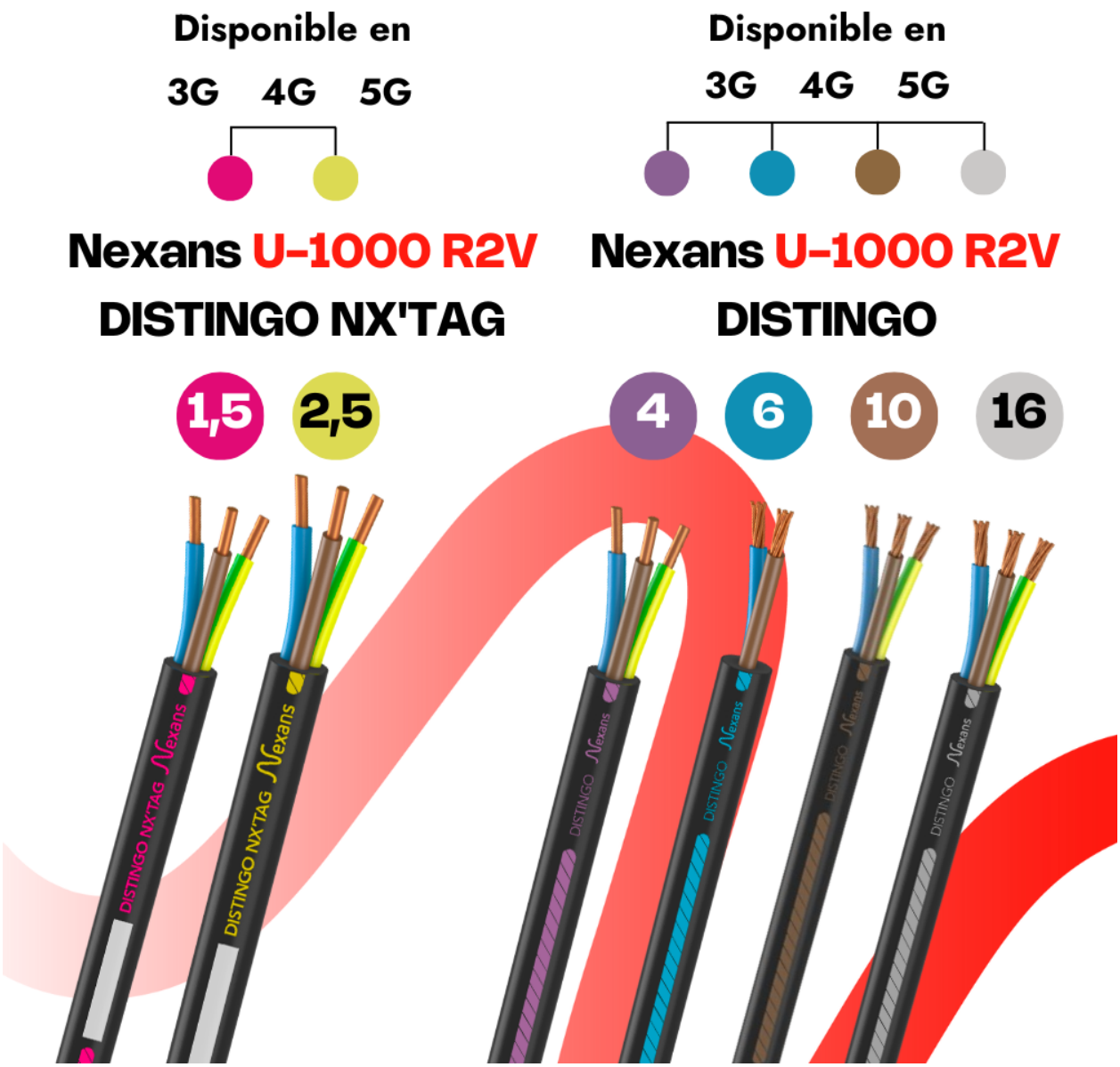

All drawings, designs, specifications, plans and particulars of weights, size and dimensions contained in the technical or commercial documentation of Nexans is indicative only and shall not be binding on Nexans or be treated as constituting a representation on the part of Nexans.

AVAILABLE IN MOBIWAY MOB DRUM

DISTINGO RANGE

Tirage sur les conducteurs des câbles

Lors du tirage des câbles, tous les conducteurs participent à l'effort de manière identique. La force maximale de traction ne doit en aucun cas dépasser 5 daN/mm² de section globale (1.5 et 2.5mm²).

All drawings, designs, specifications, plans and particulars of weights, size and dimensions contained in the technical or commercial documentation of Nexans is indicative only and shall not be binding on Nexans or be treated as constituting a representation on the part of Nexans.

NEXANS EASYCALC, L'OUTIL GRATUIT DE CALCUL DE SECTION DE CÂBLE

Nexans EasyCalc

L'outil gratuit de calcul de section de câble

Nexans EASYCALC™ est un programme fiable pour le calcul de la section des câbles.

C'est un outil gratuit conçu pour le professionnel, tels que les électriciens, les installateurs, les ingénieurs, etc. qui vous permet de calculer simplement la section d'une longueur de câble.

Nexans EasyCalc est disponible via notre site web ou via notre application mobile

Scannez ici



iOS
Download the App Now

Android
Download the App Now

All drawings, designs, specifications, plans and particulars of weights, size and dimensions contained in the technical or commercial documentation of Nexans is indicative only and shall not be binding on Nexans or be treated as constituting a representation on the part of Nexans.